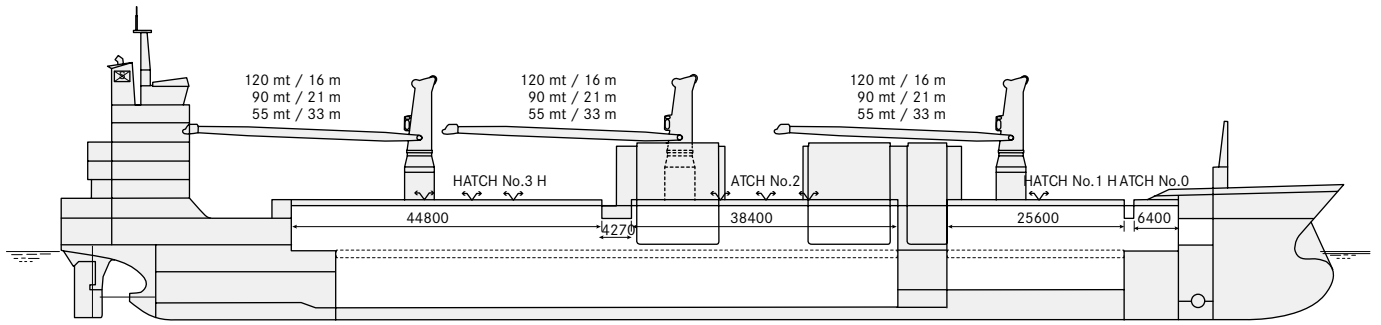


S2L-TYPE

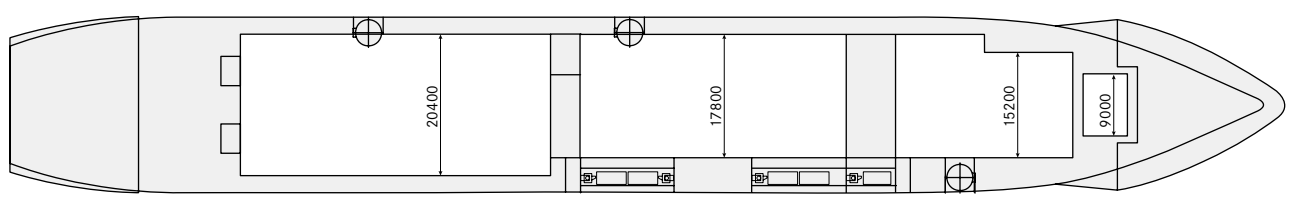
| CLASS | | |
|--|---|---------------------------------|
| Classification | Lloyd's Register ✱100 A1 | |
| Ice-Class | Finnish/ Swedish 1A | |
| Fitted for carriage of dangerous goods of all IMO classes | | |
| Fitted for trading Australia | | |
| Open sailing notation | No | |
| PRINCIPAL DIMENSIONS | | |
| Length over all | 185,40 m | |
| Breadth moulded | 25,30 m | |
| Height hold as SID | 14,38 m | Hold 1: 11,88 m |
| Height lower hold as TWD | 3,18 or 7,03 or 10,23 m | Hold 1: 4,63 m |
| Height tween deck as TWD | 3,05 or 6,25 or 10,10 m | Hold 1: 6,25 m |
| Summer draft | 10,61 m | |
| GT | 18.321 | |
| NT | 7.647 | |
| DEADWEIGHT all told | 23.660 mt | excl. TWD |
| | 22.845 mt | incl. TWD |
| CAPACITY | | |
| Grain - bale | 973.180 cbft | /27.557 m ³ |
| FLOOR SPACE | | |
| Tank top | 1.830 m ² | |
| Tween deck | 2.149 m ² | |
| Weather deck | 2.441 m ² | |
| AIR CHANGES (basis empty holds) | | |
| Hold 0,1,2,3 | Abt. 6 x, 18 x, 15 x p/h | |
| Dehumidifier | Yes | |
| CONTAINER INTAKE | | |
| Total | 1.273 TEU | Intake always subject stability |
| HATCHES | | |
| Weather deck | No.0: 6,40 x 9,00 m | |
| | No.1: 25,60 x 17,80 m / 15,20 m | |
| | No.2: 38,40 x 17,80 m | |
| | No.3: 44,80 x 20,40 m | |
| | Steel, end folding/rolling/lift away type | |
| Tween deck | No.1: 25,60 x 17,80 m / 15,20 m | |
| | No.2: 38,40 x 17,80 m / 4,40 x 17,80 m (under cross beam) | |
| | No.3: 32,00 x 20,40 m | |
| | 17 steel pontoons | |
| Bulkheads/compartments: Removable pontoons for up to 16 compartments at TEU interval | | |
| MAXIMUM LOAD | | |
| Weather deck hatch covers | 2,00 t/m ² | payload |
| Tweendeck hatch covers | Hatchway 1: 7,50 t/m ² | |
| | Hatchway 2: 5,50 t/m ² | |
| | Hatchway 3: 5,00 t/m ² | |
| Tank top | 20,00 t/m ² | |
| DECK CRANES | | |
| Position | 2 x port side (aft and mid), 1 x starboard (forward) | |
| Tons /reach | 120 mt SWL/ 14 m | |
| | 90 mt SWL/ 18,6 m | |
| | 55 mt SWL/30 m | |
| SIDELOADERS | | |
| Position | 5 x starboard side | |
| Capacity | 16 mt SWL | |



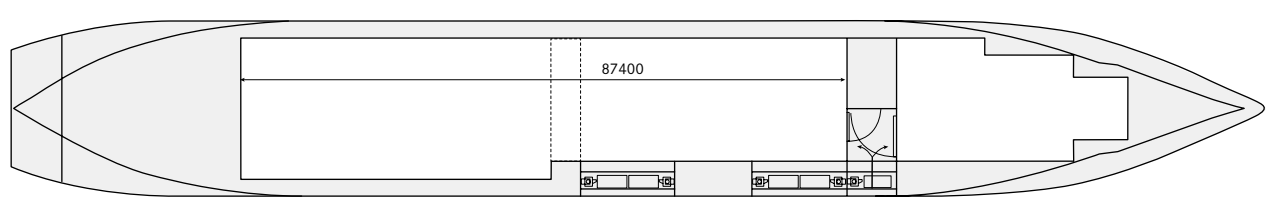
2004 SUOMIGRACHT
 2005 SAIMAAGRACHT
 SAMPOGRACHT



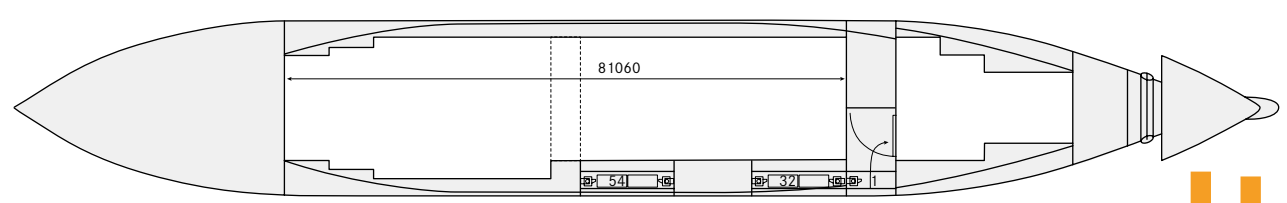
WEATHER DECK



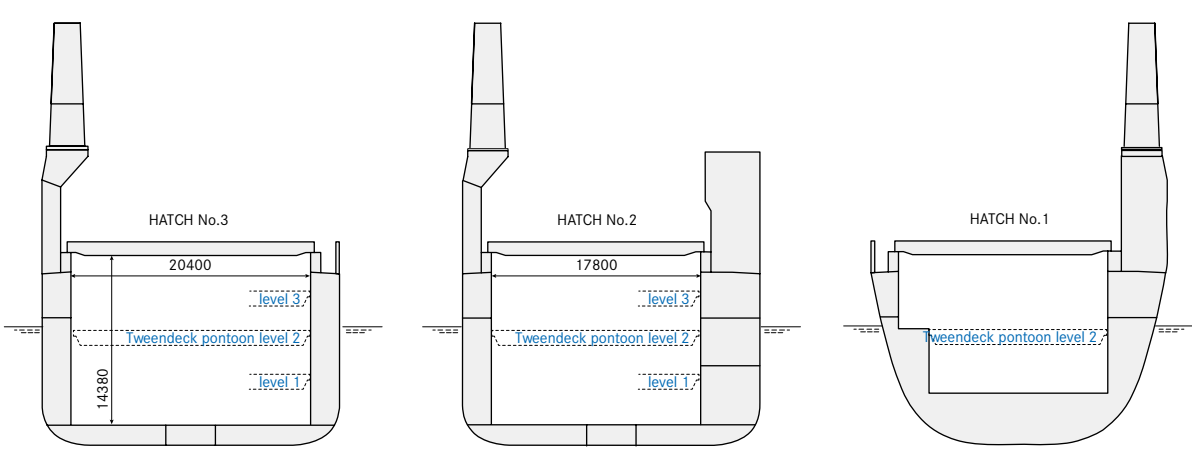
TWEEN DECK



TANK TOP



CROSS SECTION



S2L-TYPE

These particulars are believed to be correct, but without guarantee, and they must not be used as basis for Charter Parties or contracts without explicit written authority. For more information please contact amsterdam@spliethoff.com